

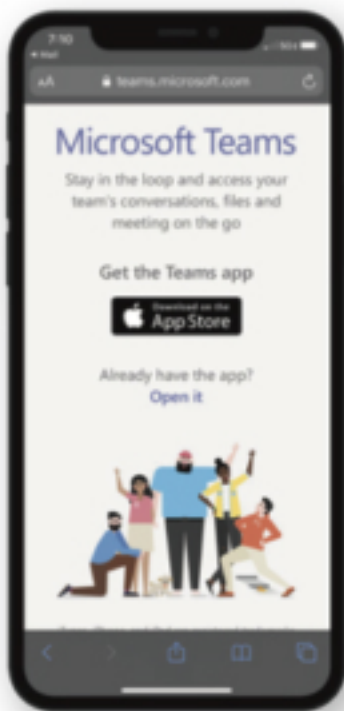
TEAMS FOR TELEHEALTH

Great news! You've got your appointment scheduled for Telehealth! Now what?!

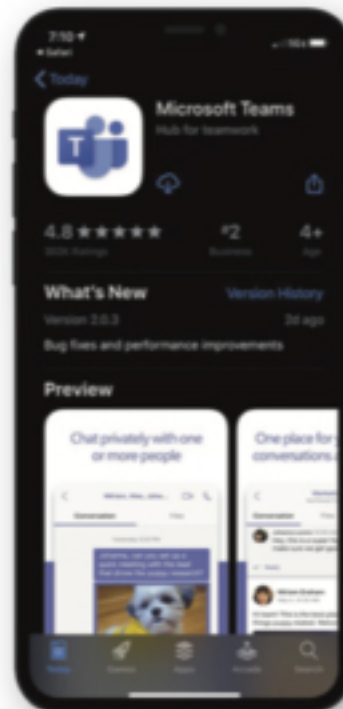
INSTRUCTIONS FOR PATIENTS

You will receive an email with your appointment information from your therapist.

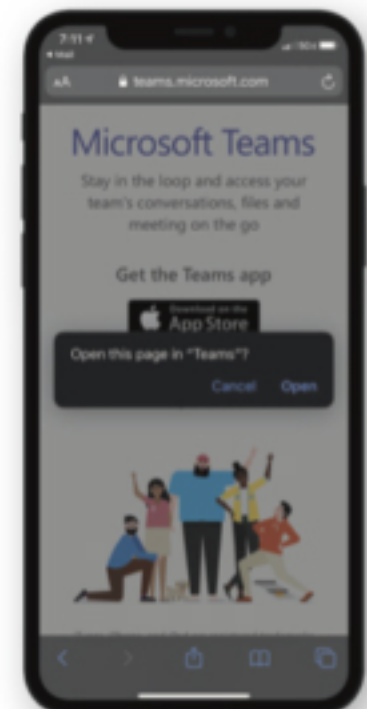
When the time comes for your Telehealth Appointment, open the email from your therapist, and click the "[Join Microsoft Teams Meeting](#)" link. **This should be purple.**




You will be prompted to download the Teams app on your device. Click "Download in the App Store."



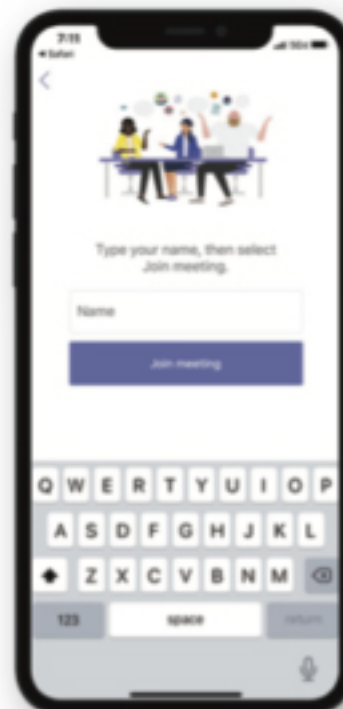
Once in the app store, download the Microsoft Teams app. (Go back to Telehealth appointment email and click on the "[Join Microsoft Teams Meeting](#)" link again.



Click to allow your device to open the link in the Teams app.



Click "Join as a guest."



Enter your name and select "Join Meeting."



Enjoy your Telehealth appointment!